

Application Form

I would like to attend the Nottingham Barrett's Endotherapy Course being held on 23-24th June 2011 in Postgraduate Medical Education Centre, Queens Medical Centre campus, Nottingham University Hospitals NHS Trust, Nottingham, NG7 2UH, UK.

BLOCK CAPITALS PLEASE

Surname: Dr/Mr/Mrs/Miss/Ms

First Name:

Job Title:

Department:

Hospital Address:

.....

.....

.....

.....

.....

.....

.....

.....

.....

.....

.....

.....

.....

.....

.....

.....

.....

.....

.....

.....

.....

.....

.....

.....

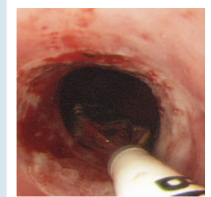
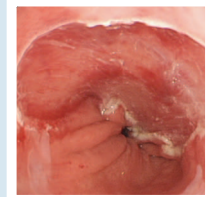
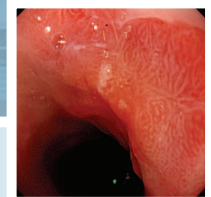
.....

.....



NOTTINGHAM BARRETT'S ENDOTHERAPY COURSE

23rd & 24th June, 2011



Postgraduate Medical Education Centre
Queens Medical Centre Campus
Nottingham University Hospitals NHS Trust

Please send completed application form with cheques payable to **University of Nottingham**;

Ms Pauline Stapleton
Academic secretary to Dr K Ragunath
Nottingham Digestive Diseases Centre
E Floor, West Block
Queens Medical Centre campus
Nottingham University Hospitals NHS Trust
Nottingham NG7 2UH, UK
E mail: Pauline.Stapleton@nottingham.ac.uk
Tel: 0115 8231088

The course fee of £400.00 includes VAT, registration, course dinner, catering, course handbook and certificate of attendance. We cannot accept liability for costs incurred in the event of the symposium being cancelled as a result of circumstances beyond our reasonable control. Places are limited to 20 attendees, therefore, please register early to avoid disappointment.

Please submit payment of cheques with the completed Application Form.
Refunds cannot be given in the event of your cancellation within two weeks of the course date.





Welcome

Dear Colleague,

I would like to invite you for the 2nd Nottingham Barrett's endotherapy course. After a successful launch last year, I am pleased to say that this year's programme has taken into account the feed-back we received last year. With the advent of high definition video endoscopy and other image enhancing techniques we are increasingly coming across patients with Barrett's related early neoplasia that would be suitable for minimally invasive endoscopic treatment. I am sure you will be aware of the latest NICE guidelines on ablative therapy which has further highlighted this topic. This course with a panel of national and international expert faculty will be in the form of didactic lectures, live demonstration, video demonstration, panel discussion and hands-on training with the Cardiff Endotrainer. I am grateful to our sponsors Baarx Medical Inc, Cook Medical and Olympus-Keymed for supporting this event with an unrestricted educational grant, since the cost of organising an event of this nature is in excess of the registration fees. CME accreditation has been applied for and should be made available soon. I do hope that you will be able to register and attend this state of the art course in the management of Barrett's oesophagus.

Yours sincerely

**Dr Krish Ragunath MD FRCP
Associate Professor & Reader in GI Endoscopy**

Nottingham Digestive Diseases Centre & NIHR Biomedical Research Unit
Queens Medical Centre, Nottingham University Hospitals NHS Trust, UK



Target Audience

This course will be of benefit to Gastroenterologists, Gastrointestinal Surgeons, and Specialist Endoscopists with special interest in the management of Barrett's early neoplasia.

Learning Objectives

By attending this course participants will be able to:

- Understand the basics of endoscopic management of Barrett's neoplasia.
- Identify and stage Barrett's neoplasia accurately.
- Discuss and select patients who will benefit from endoscopic therapy.
- Apply appropriate techniques for endoscopic resection.
- Perform Radiofrequency ablation in an efficient manner.
- Learn tips and tricks to avoid complications.

Agenda

Thursday 23rd June 2011, 09:00-17:00

Morning

- Barrett's neoplasia detection Advanced Imaging techniques (HD, NBI, AFI etc..)
- Endoscopic Resection (EMR-C, MBL-Duette mucosectomy etc..)
- Staging of early neoplasia (endoscopic imaging, EUS, CT, ER)
- Radiofrequency ablation (Baarx Halo 360 & 90)
- Role of pathologist in Barrett's Endotherapy
- MDT discussion: who needs surgery?
- Case discussion

Afternoon

- Live endoscopy (Endoscopic imaging, EUS, ER, RFA), link to QMC endoscopy unit
- Barrett's specialist Endotherapy centre
- Barrett's HGD consensus: the BADCAT
- Tips & tricks for successful endotherapy and how to avoid complications
- Paradigm shift in Barrett's neoplasia management

Friday 24th June 2011, 09:00-13:00

- Hands on training with faculty using Cardiff endo-trainer
- EMR-C, MBL-Duette and Baarx RFA Halo360 & 90

Faculty

International

- Dr. A. Parra-Blanco (Oviedo, Spain),
Dr. D. O'Toole (Dublin, Ireland).

United Kingdom

- Dr. A. Cole (Derby), Dr. P. Bhandari (Portsmouth), Dr. J. de Caestecker (Leicester), Mr. S. Iftikhar (Derby), Mr. S. Ubhi (Leicester), Dr. T. Thomas (Northampton), Dr. J. Mannath (Nottingham), Dr. K. Ragunath (Nottingham), Dr. J. Morris (Glasgow), Prof. M. Griffin (Newcastle), Prof. J. Jankowski (Leicester), Mr. J. Duffy (Nottingham), Dr. P. Kaye (Nottingham), Dr. B. Rembacken (Leeds).

